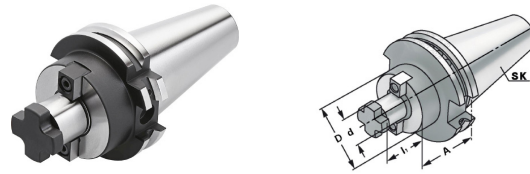



Upínač pro nástrčné frézy

Shell mill holders with coolant exit bores on the end face



DIN 6357



Název Catalog number	Kužel Taper	d	D	A	l ₁		G 2,5 25.000 min ⁻¹
SK40.35.N.16.AD	SK40	16	38	35	17	AD	•
SK40.35.N.22.AD	SK40	22	48	35	19	AD	•
SK40.40.N.27.AD	SK40	27	58	40	21	AD	•
SK40.50.N.32.AD	SK40	32	78	50	24	AD	•
SK40.50.N.40.AD	SK40	40	88	50	27	AD	•
SK40.35.N.16.ADB	SK40	16	38	35	17	AD/B	•
SK40.35.N.22.ADB	SK40	22	48	35	19	AD/B	•
SK40.40.N.27.ADB	SK40	27	58	40	21	AD/B	•
SK40.50.N.32.ADB	SK40	32	78	50	24	AD/B	•
SK40.50.N.40.ADB	SK40	40	88	50	27	AD/B	•
SK40.100.N.16.ADB	SK40	16	38	100	17	AD/B	•
SK40.100.N.22.ADB	SK40	22	48	100	19	AD/B	•
SK40.100.N.27.ADB	SK40	27	58	100	21	AD/B	•
SK40.100.N.32.ADB	SK40	32	78	100	24	AD/B	•
SK40.100.N.40.ADB	SK40	40	88	100	27	AD/B	•
SK40.130.N.16.ADB	SK40	16	38	130	17	AD/B	•
SK40.130.N.22.ADB	SK40	22	48	130	19	AD/B	•
SK40.130.N.27.ADB	SK40	27	58	130	21	AD/B	•
SK40.130.N.32.ADB	SK40	32	78	130	24	AD/B	•
SK40.130.N.40.ADB	SK40	40	88	130	27	AD/B	•
SK40.160.N.16.ADB	SK40	16	38	160	17	AD/B	•
SK40.160.N.22.ADB	SK40	22	48	160	19	AD/B	•
SK40.160.N.27.ADB	SK40	27	58	160	21	AD/B	•
SK40.160.N.32.ADB	SK40	32	78	160	24	AD/B	•
SK40.160.N.40.ADB	SK40	40	88	160	27	AD/B	•

d = 40/d = 60: pro velké průměry fréz se čtyřmi závitovými otvory dle DIN 2079

dodávka: s upínacím šroubem s křížovou hlavou a s upínacím šroubem s válcovou hlavou dle DIN 912 pro frézy s vnitřním chlazením

pro d = 60 pouze se čtyřmi upínacími šrouby dle DIN 912

d = 40/d = 60: for large diameter face mill cutters with four additional threaded holes according to DIN 2079

delivery: with drivers, cross head retaining screw and cylinder head retaining screw for cutters with central coolant

for d = 60 only with four four fixation screws according to DIN 912

S výstupními otvory chlazení na čele upínače

With enlarged contact face and coolant exit bores on the end face





Upínač pro nástrčné frézy

Shell mill holders with coolant exit bores on the end face



DIN 6357



Název Catalog number	Kužel Taper	d	D	A	l ₁		G 2,5 25.000 min ⁻¹
SK50.45.N.16.ADB	SK50	16	38	45	17	AD/B	•
SK50.35.N.22.ADB	SK50	22	48	35	19	AD/B	•
SK50.40.N.27.ADB	SK50	27	58	40	21	AD/B	•
SK50.50.N.32.ADB	SK50	32	78	50	24	AD/B	•
SK50.50.N.40.ADB	SK50	40	88	50	27	AD/B	•
SK50.70.N.60.ADB	SK50	60	129	70	40	AD/B	•
SK50.100.N.16.ADB	SK50	16	38	100	17	AD/B	•
SK50.100.N.22.ADB	SK50	22	48	100	19	AD/B	•
SK50.100.N.27.ADB	SK50	27	58	100	21	AD/B	•
SK50.100.N.32.ADB	SK50	32	78	100	24	AD/B	•
SK50.100.N.40.ADB	SK50	40	88	100	27	AD/B	•
SK50.130.N.16.ADB	SK50	16	38	130	17	AD/B	•
SK50.130.N.22.ADB	SK50	22	48	130	19	AD/B	•
SK50.130.N.27.ADB	SK50	27	58	130	21	AD/B	•
SK50.130.N.32.ADB	SK50	32	78	130	24	AD/B	•
SK50.130.N.40.ADB	SK50	40	88	130	27	AD/B	•
SK50.160.N.16.ADB	SK50	16	38	160	17	AD/B	•
SK50.160.N.22.ADB	SK50	22	48	160	19	AD/B	•
SK50.160.N.27.ADB	SK50	27	58	160	21	AD/B	•
SK50.160.N.32.ADB	SK50	32	78	160	24	AD/B	•
SK50.160.N.40.ADB	SK50	40	88	160	27	AD/B	•
SK50.200.N.16.ADB	SK50	16	38	200	17	AD/B	•
SK50.200.N.22.ADB	SK50	22	48	200	19	AD/B	•
SK50.200.N.27.ADB	SK50	27	58	200	21	AD/B	•
SK50.200.N.32.ADB	SK50	32	78	200	24	AD/B	•
SK50.200.N.40.ADB	SK50	40	88	200	27	AD/B	•

d = 40/d = 60: pro velké průměry fréz se čtyřmi závitovými otvory dle DIN 2079

delivery: s upínacím šroubem s křížovou hlavou a s upínacím šroubem s válcovou hlavou dle DIN 912 pro frézy s vnitřním chlazením

pro d = 60 pouze se čtyřmi upínacími šrouby dle DIN 912

d = 40/d = 60: for large diameter face mill cutters with four additional threaded holes according to DIN 2079

delivery: with drivers, cross head retaining screw and cylinder head retaining screw for cutters with central coolant

for d = 60 only with four four fixation screws according to DIN 912

S výstupními otvory chlazení na čele upínače

With enlarged contact face and coolant exit bores on the end face

